

Scaled data based on original data using  
LM-79-08 Approved Method: Electrical and Photometric Measurements of Solid-  
State Lighting Products

Test Report Prepared for  
Cooper Lighting Solutions  
(formerly Eaton)

Brand: INVUE

Report Number: P141581

Luminaire Tested: **EMM-E01-LED-E1-SLR-7050**

Issue Date: 03/03/2020

**Test Information**

Test Method: LM-79-08  
Report Number: P141581  
REPORT IS SCALED FROM IESNA LM-79-08 TEST DATA (P33693)  
Test Lab: INNOVATION CENTER-P3  
Issue Date: 03/03/2020  
Manufacturer: COOPER LIGHTING SOLUTIONS (FORMERLY EATON)  
Product Line: INVUE  
Catalog Number: EMM-E01-LED-E1-SLR-7050  
Description: EPIC MODERN MEDIUM DECORATIVE LED LUMINAIRE  
(1) LIGHTBARS WITH AccuLED OPTICS - 90° SPILL LIGHT ELIMINATOR RIGHT  
Light Source: (21) 5000K CCT, 70 CRI LEDs  
Ballast/Driver: -

**Summary**

Lumens per Lamp: N/A  
Luminaire Lumens: 2683.8 lumens  
Efficiency: N/A  
Efficacy: 108.7 lumens/watt  
Luminous Opening: Rectangular (W 0.17' x L: 1' x H: 0')  
IES Classification: Type IV - Short - Non-Cutoff  
BUG Rating: B1 - U0 - G2

Input Watts (W): 24.7  
Input Voltage (V): NR  
Input Current (Ain): NR  
Voltage Rise (V): NR  
Power Factor: NR  
Total Harmonic Distortion (THDi): NR  
Frequency (hertz): 60  
Stabilization Time: NR  
Operation Time: NR  
Ambient Temperature (°C): NR  
Test Distance: 25 FT

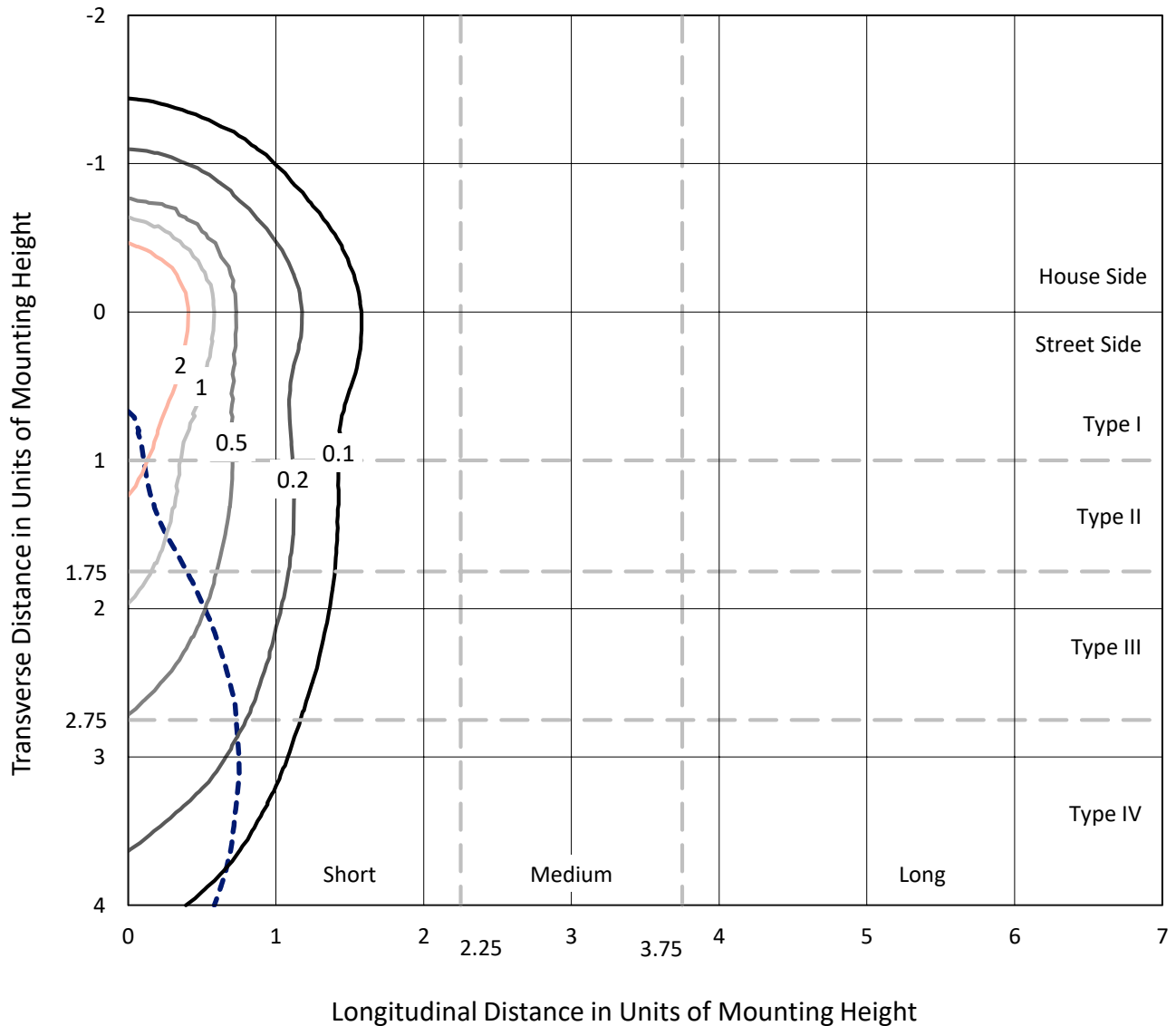


REPORT NUMBER: P141581

CATALOG NUMBER: EMM-E01-LED-E1-SLR-7050

### Iso-Footcandle Lines of Horizontal Illumination

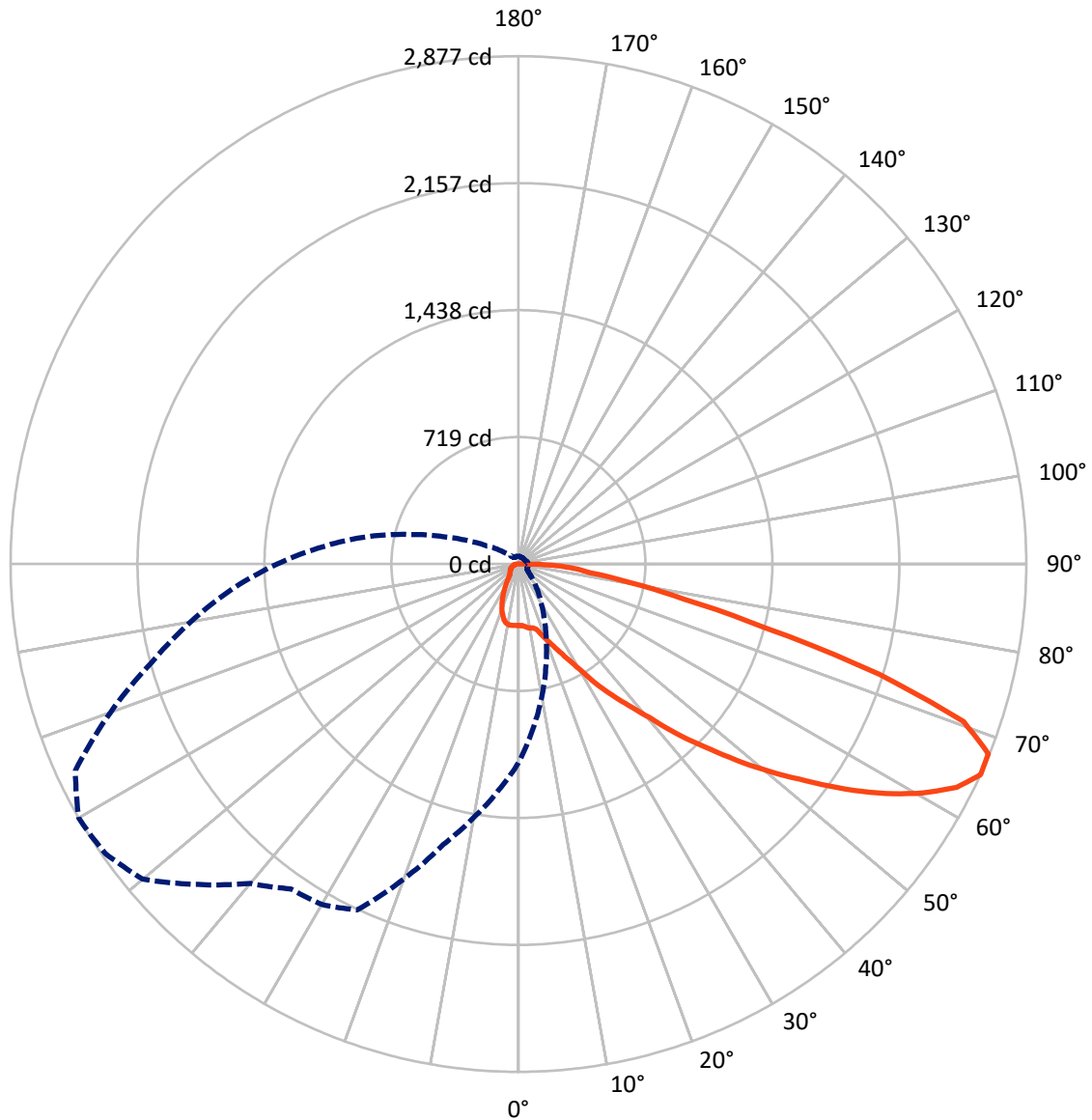
× Max cd  
 - - - 1/2 Max cd



Based on 10 foot mounting height. Maximum calculated value = 3.6 fc  
 Type IV - Short - Non-Cutoff

REPORT NUMBER: P141581  
CATALOG NUMBER: EMM-E01-LED-E1-SLR-7050

### Luminous Intensity Polar Plot



— Vertical Plane Through 300-Deg Lateral    - - - Horizontal Cone Through 65-Deg Vertical

REPORT NUMBER: P141581

CATALOG NUMBER: EMM-E01-LED-E1-SLR-7050

**FLUX DISTRIBUTION:**

		Downward	Upward	Total
<b>House Side</b>	Lumens	497.8	0.0	497.8
	% Fixture	18.5	0.0	18.5
<b>Street Side</b>	Lumens	2186.0	0.0	2186.0
	% Fixture	81.5	0.0	81.5
<b>Total</b>	Lumens	2683.8	0.0	2683.8
	% Fixture	100.0	0.0	100.0

**Coefficient of Utilization**

**ZONAL LUMENS:**

Zone	Lumens	% Fixture
0°-10°	33.8	1.3
10°-20°	101.4	3.8
20°-30°	168.4	6.3
30°-40°	246.2	9.2
40°-50°	374.5	14.0
50°-60°	538.4	20.1
60°-70°	661.9	24.7
70°-80°	442.8	16.5
80°-90°	116.5	4.3
90°-100°	0.0	0.0
100°-110°	0.0	0.0
110°-120°	0.0	0.0
120°-130°	0.0	0.0
130°-140°	0.0	0.0
140°-150°	0.0	0.0
150°-160°	0.0	0.0
160°-170°	0.0	0.0
170°-180°	0.0	0.0
0°-90°	2683.8	100.0
0°-180°	2683.8	100.0



REPORT NUMBER: P141581

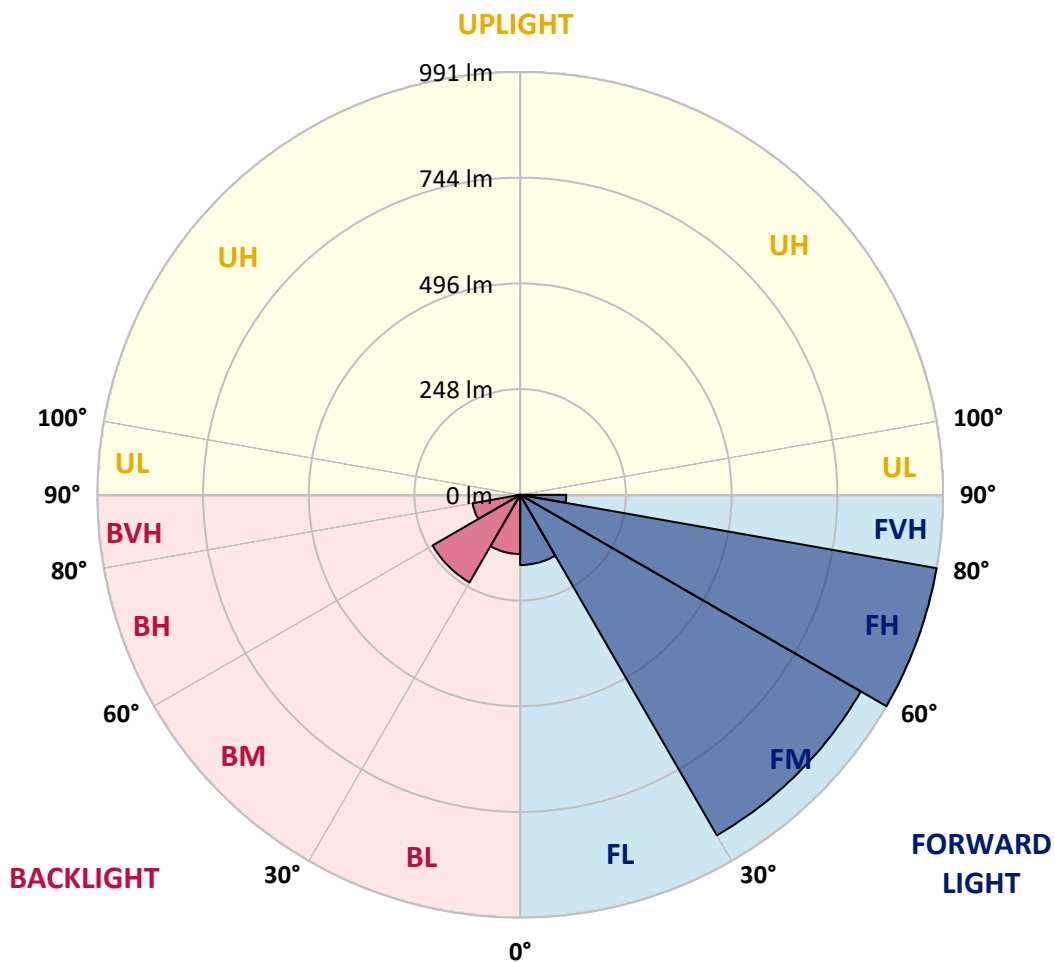
CATALOG NUMBER: EMM-E01-LED-E1-SLR-7050

**LUMINAIRE CLASSIFICATION SYSTEM LUMEN TABLE AND BUG RATING:**

Zone		Lumens	% Fixture	Zone Rating/Lumen Limit		
				B	U	G
FL	(0°-30°)	164.6	6.1			
FM	(30°-60°)	922.0	34.4			
FH	(60°-80°)	991.4	36.9			G1/1800
FVH	(80°-90°)	108.0	4.0			G2/225
BL	(0°-30°)	138.9	5.2	B1/500		
BM	(30°-60°)	237.1	8.8	B1/1000		
BH	(60°-80°)	113.3	4.2	B1/500		G1/500
BVH	(80°-90°)	8.5	0.3			G0/10
UL	(90°-100°)	0.0	0.0		U0/0	
UH	(100°-180°)	0.0	0.0		U0/0	

**BUG Rating: B1-U0-G2**

Type IV Short





REPORT NUMBER: P141581

CATALOG NUMBER: EMM-E01-LED-E1-SLR-7050

**CANDELA DISTRIBUTION (FULL):**

	0°	5°	10°	15°	20°	25°	30°	35°	40°	45°	50°
0°	348.9	348.9	348.9	348.9	348.9	348.9	348.9	348.9	348.9	348.9	348.9
2.5°	349.2	350.2	350.2	349.6	349.2	349.6	349.9	349.6	349.9	350.6	350.2
5°	344.8	345.5	345.8	345.8	345.8	346.5	347.5	347.2	348.2	348.9	348.9
7.5°	334.2	335.5	335.5	335.9	336.6	337.6	339.3	340.0	341.7	344.1	344.8
10°	327.7	328.0	327.0	326.6	327.3	329.4	330.4	332.1	334.9	337.6	340.3
12.5°	329.4	329.7	328.0	328.4	328.4	329.4	332.5	333.8	334.9	336.6	339.3
15°	343.4	343.4	341.4	342.0	342.4	343.7	343.7	341.4	340.7	339.0	337.6
17.5°	362.2	359.5	359.1	358.8	360.2	358.8	355.7	350.2	343.7	336.9	331.4
20°	381.7	382.1	380.0	379.7	375.9	371.1	362.2	351.3	339.6	329.0	318.1
22.5°	410.8	411.5	407.7	400.2	392.0	379.3	363.2	346.5	329.7	315.0	302.4
25°	454.9	447.7	439.2	423.4	402.6	380.3	358.1	337.2	315.4	295.9	279.8
27.5°	498.7	484.3	461.4	435.8	406.3	377.6	351.3	323.2	297.2	273.6	255.2
30°	539.4	512.7	479.9	443.3	405.7	368.7	335.2	303.4	272.6	247.3	225.4
32.5°	580.8	541.8	496.3	445.0	395.4	351.3	312.6	276.0	245.6	214.8	191.2
35°	632.8	573.9	506.2	438.5	377.6	323.9	282.5	247.6	214.8	183.7	159.0
37.5°	680.3	599.6	511.3	427.5	354.3	295.5	250.0	214.5	183.7	157.3	136.1
40°	715.2	616.3	510.7	413.5	330.7	266.4	221.6	189.5	161.8	140.9	124.5
42.5°	742.6	625.9	507.2	400.2	310.2	245.2	203.2	173.8	151.9	135.1	122.4
45°	761.4	632.8	505.2	389.6	296.5	235.0	197.0	172.4	153.9	138.9	124.5
47.5°	777.8	640.6	504.5	384.8	293.5	238.1	205.2	183.0	162.8	143.3	124.2
50°	794.2	648.5	510.7	392.7	305.1	255.2	224.4	196.0	168.3	141.9	118.3
52.5°	816.8	671.4	533.6	415.2	330.4	279.1	242.5	206.6	169.3	138.5	112.9
55°	850.6	707.0	566.4	445.0	357.8	305.1	257.2	210.7	168.3	134.8	107.7
57.5°	906.1	759.3	611.2	486.4	393.3	325.3	265.4	212.4	165.9	130.7	103.6
60°	976.2	819.2	667.7	529.8	423.8	339.3	268.8	211.7	162.5	125.9	97.8
62.5°	1055.9	884.8	718.6	569.5	445.7	345.8	267.5	206.2	154.6	115.9	89.6
65°	1126.0	937.2	761.4	601.3	459.4	345.8	258.9	193.6	140.6	101.9	79.0
67.5°	1183.4	981.3	794.2	619.8	460.7	333.8	238.4	170.7	118.3	84.5	66.7
70°	1213.5	995.3	804.5	617.7	437.8	299.3	200.8	132.7	86.9	65.7	53.7
72.5°	1180.4	962.1	760.7	558.2	365.3	223.3	140.6	90.3	62.3	51.0	44.5
75°	1050.4	816.4	633.1	431.6	261.7	139.2	87.2	63.3	49.3	42.4	39.0
77.5°	784.3	608.5	435.8	273.3	149.8	84.5	61.2	48.2	41.4	37.3	34.2
80°	493.2	374.9	262.0	150.5	85.5	62.3	51.0	43.1	37.6	32.5	29.4
82.5°	274.7	199.7	133.4	85.9	59.5	50.3	44.1	39.7	33.5	28.4	25.3
85°	187.8	123.5	84.1	56.4	41.0	36.6	32.8	30.1	25.7	21.5	19.8
87.5°	76.3	71.1	51.6	22.6	16.8	15.0	13.3	16.4	13.7	10.6	9.9
90°	0.0	0.0	0.0	0.0	0.0	0.0	0.0	0.0	0.0	0.0	0.0



REPORT NUMBER: P141581

CATALOG NUMBER: EMM-E01-LED-E1-SLR-7050

**CANDELA DISTRIBUTION (continued):**

	55°	60°	65°	70°	75°	80°	85°	90°	95°	100°	105°
0°	348.9	348.9	348.9	348.9	348.9	348.9	348.9	348.9	348.9	348.9	348.9
2.5°	350.9	350.2	350.6	350.2	349.9	349.6	349.2	349.6	348.9	349.2	349.2
5°	349.9	349.2	350.2	349.9	349.2	349.2	348.9	348.9	348.9	348.9	349.2
7.5°	346.8	346.8	347.8	347.8	347.2	347.2	346.5	346.1	346.1	346.5	347.2
10°	342.7	343.7	345.5	344.8	343.4	342.7	341.7	341.0	340.7	341.4	342.0
12.5°	339.6	340.3	339.3	338.3	336.2	333.8	333.5	331.8	330.7	332.5	332.5
15°	334.5	331.8	328.0	324.6	319.8	317.4	314.7	314.0	311.6	311.9	313.6
17.5°	323.6	316.4	310.6	307.1	303.0	301.3	298.3	296.5	294.8	293.1	294.2
20°	308.2	300.3	292.8	288.3	281.8	280.5	275.3	275.3	273.3	273.6	275.7
22.5°	288.7	276.7	267.1	261.7	254.8	252.1	249.7	248.0	246.9	249.0	246.6
25°	263.0	248.7	239.8	231.9	224.4	221.6	218.6	217.5	217.9	216.5	218.9
27.5°	236.7	218.9	209.3	200.4	195.0	190.2	187.8	187.1	185.7	189.5	187.4
30°	203.5	187.4	176.1	166.9	160.4	158.0	155.6	154.9	157.0	154.3	152.9
32.5°	170.0	152.5	143.0	135.1	130.3	125.5	124.8	123.5	121.1	124.2	123.5
35°	139.6	124.8	114.9	110.1	103.6	101.6	97.5	96.5	96.8	97.5	97.1
37.5°	121.1	110.8	101.9	95.4	90.6	87.9	86.5	85.2	85.2	84.5	84.1
40°	112.5	104.0	95.8	89.6	85.9	83.8	82.4	81.1	80.0	79.0	78.0
42.5°	111.2	100.9	91.7	85.5	82.1	81.4	81.1	80.0	78.7	77.0	75.6
45°	110.1	97.1	87.6	82.1	79.7	79.4	79.4	78.3	77.3	75.6	73.5
47.5°	106.7	92.3	83.1	79.0	78.0	78.3	78.0	77.0	76.3	74.6	72.2
50°	99.2	85.2	76.3	73.2	72.9	72.5	72.5	72.2	71.5	70.1	67.7
52.5°	92.7	78.7	71.5	69.4	68.7	68.7	68.1	67.7	66.4	65.3	63.6
55°	88.6	75.2	69.1	67.7	67.7	67.4	66.7	65.7	64.6	63.3	61.2
57.5°	84.8	72.5	67.4	66.4	66.7	66.4	65.7	65.0	63.6	61.9	59.5
60°	79.4	68.4	64.0	63.6	64.3	65.0	64.6	64.3	63.3	60.9	57.5
62.5°	71.5	61.6	58.1	58.8	59.5	60.2	59.9	59.5	58.5	56.4	53.4
65°	63.6	56.4	54.4	55.1	55.8	55.8	55.8	55.1	54.4	52.0	49.6
67.5°	56.1	51.6	51.0	51.6	52.0	52.0	52.3	51.6	50.6	48.9	46.5
70°	47.9	45.8	45.8	46.5	46.9	46.5	46.9	45.8	44.8	43.8	41.4
72.5°	42.8	42.8	42.4	42.4	42.4	41.7	41.4	40.7	39.7	38.6	36.6
75°	38.0	38.0	37.6	38.3	36.9	35.9	35.6	34.9	33.9	32.5	31.1
77.5°	32.5	31.8	31.8	32.8	32.5	31.1	30.1	29.8	28.4	27.0	26.3
80°	28.0	27.4	27.4	27.0	26.3	26.0	24.6	23.3	22.9	22.9	21.9
82.5°	24.6	24.3	23.3	22.6	21.5	20.5	19.5	18.8	17.8	17.4	17.8
85°	19.5	19.8	18.8	18.1	17.1	15.7	14.7	14.0	13.3	13.3	14.7
87.5°	11.3	10.6	10.6	10.3	9.9	8.9	8.9	7.9	7.5	9.6	9.9
90°	0.0	0.0	0.0	0.0	0.0	0.0	0.0	0.0	0.0	0.0	0.0





REPORT NUMBER: P141581

CATALOG NUMBER: EMM-E01-LED-E1-SLR-7050

**CANDELA DISTRIBUTION (continued):**

	110°	115°	120°	125°	130°	135°	140°	145°	150°	155°	160°
0°	348.9	348.9	348.9	348.9	348.9	348.9	348.9	348.9	348.9	348.9	348.9
2.5°	349.6	349.6	348.5	349.2	348.9	349.2	350.6	349.2	348.9	349.9	350.9
5°	349.6	350.2	349.2	349.9	349.9	350.9	352.6	351.6	352.3	353.7	355.0
7.5°	348.2	349.2	349.2	350.6	351.6	353.3	355.7	355.0	356.4	358.5	360.2
10°	344.4	346.1	347.8	349.9	352.3	355.0	358.5	358.5	359.8	362.6	364.3
12.5°	335.2	339.6	341.7	346.5	350.2	354.3	358.1	360.5	361.5	363.9	366.0
15°	316.7	322.2	326.3	332.1	338.3	344.1	350.6	353.0	355.0	356.1	357.1
17.5°	295.5	299.3	302.0	309.5	316.4	321.9	328.0	331.1	333.5	333.5	334.2
20°	278.1	279.8	280.5	280.5	284.6	289.7	297.6	296.5	298.6	296.5	298.6
22.5°	251.1	248.3	249.7	249.7	252.4	251.4	254.5	259.6	258.9	260.3	266.1
25°	218.2	218.6	216.2	216.2	216.5	217.2	218.6	219.9	224.7	229.8	233.6
27.5°	187.1	186.4	184.7	183.3	182.0	184.4	186.1	185.7	192.6	196.7	203.5
30°	152.9	152.9	153.2	152.5	153.9	152.2	154.9	155.6	161.4	165.9	172.0
32.5°	124.5	125.2	125.2	124.8	127.2	125.5	126.9	128.6	132.4	136.1	139.2
35°	98.8	99.9	102.6	103.6	104.7	103.3	105.0	107.1	107.4	110.8	113.2
37.5°	83.8	85.5	85.9	86.5	86.5	87.6	87.9	89.3	89.3	90.3	91.0
40°	77.3	76.6	76.3	75.9	75.2	75.6	75.9	77.0	77.3	78.0	78.0
42.5°	74.2	73.2	71.5	70.5	69.1	69.1	69.1	69.1	70.1	70.8	70.8
45°	71.5	69.8	68.1	66.4	65.3	64.6	65.0	65.3	66.0	66.4	66.7
47.5°	69.8	67.4	64.6	62.9	61.9	61.2	61.6	61.9	61.9	62.3	62.6
50°	65.0	62.6	60.2	58.5	57.5	57.1	57.1	56.8	57.1	57.5	57.5
52.5°	61.2	58.8	56.8	55.1	54.0	54.0	53.7	53.0	53.4	53.0	53.4
55°	59.2	56.1	53.7	52.0	51.0	51.0	50.3	50.6	50.6	49.9	50.3
57.5°	56.8	53.7	51.6	49.6	48.2	48.2	47.9	48.2	48.6	47.5	47.5
60°	54.4	51.6	49.3	47.5	45.8	46.2	45.8	46.5	46.5	45.5	45.5
62.5°	49.9	47.5	46.2	45.1	43.8	44.1	44.1	45.1	44.1	43.4	43.1
65°	46.5	44.8	42.8	42.8	41.4	42.1	42.1	42.1	41.0	40.7	41.0
67.5°	44.1	42.1	40.7	39.3	38.3	38.6	38.0	38.0	37.6	37.3	38.0
70°	39.7	38.0	37.3	35.9	35.2	34.2	33.9	33.9	33.9	33.5	33.9
72.5°	35.2	33.9	33.2	31.8	31.1	30.4	30.1	29.8	29.4	29.8	29.8
75°	29.8	29.1	28.4	27.7	27.0	26.7	26.3	26.3	26.0	25.7	26.0
77.5°	25.7	24.6	24.3	23.6	23.9	22.9	22.6	22.9	22.9	22.9	23.3
80°	21.9	21.2	21.2	20.5	20.2	19.5	19.8	19.8	19.8	19.8	20.2
82.5°	19.2	18.5	18.5	18.1	17.1	16.4	16.8	17.4	17.4	17.1	17.8
85°	15.7	15.0	15.0	14.7	13.3	13.0	12.7	13.3	13.7	13.0	13.7
87.5°	10.3	9.6	9.2	9.2	7.9	5.5	7.2	7.9	7.9	6.5	7.5
90°	0.0	0.0	0.0	0.0	0.0	0.0	0.0	0.0	0.0	0.0	0.0



REPORT NUMBER: P141581

CATALOG NUMBER: EMM-E01-LED-E1-SLR-7050

**CANDELA DISTRIBUTION (continued):**

	165°	170°	175°	180°	185°	190°	195°	200°	205°	210°	215°
0°	348.9	348.9	348.9	348.9	348.9	348.9	348.9	348.9	348.9	348.9	348.9
2.5°	350.6	351.3	351.3	352.0	353.3	352.0	351.3	352.3	352.3	352.0	352.0
5°	355.0	356.4	356.7	358.8	359.8	359.1	359.8	360.5	360.8	360.2	360.8
7.5°	360.8	362.6	364.3	366.7	368.7	368.4	369.4	370.8	371.1	371.1	371.8
10°	365.6	368.0	369.7	372.8	375.2	375.9	376.9	378.6	380.3	380.3	381.7
12.5°	366.7	369.4	371.1	373.8	377.9	379.3	381.7	385.8	387.5	388.9	389.9
15°	357.8	360.2	362.6	366.3	371.1	375.2	380.7	386.5	391.6	395.4	396.8
17.5°	334.5	334.9	337.2	342.7	352.6	357.1	363.9	375.9	383.1	389.9	396.4
20°	300.3	306.8	309.2	316.4	326.0	332.8	340.7	351.6	362.6	374.9	385.8
22.5°	270.2	278.8	285.6	294.2	302.0	309.9	319.8	329.4	341.4	353.3	366.3
25°	239.4	247.3	256.9	266.1	275.3	285.3	297.6	307.8	319.8	333.8	350.2
27.5°	209.7	217.9	228.5	239.4	246.9	260.3	270.5	285.6	299.3	314.7	333.1
30°	178.5	186.4	191.5	203.5	214.1	227.5	243.2	257.9	274.3	291.4	313.0
32.5°	144.7	149.5	156.7	164.9	177.2	191.2	207.6	223.3	245.9	267.1	287.7
35°	115.9	118.3	118.0	127.2	132.7	149.5	170.0	185.0	207.6	233.6	260.6
37.5°	91.3	91.0	93.0	94.4	101.2	112.2	128.3	147.8	173.8	201.8	228.8
40°	78.0	78.3	78.7	78.7	80.0	87.2	101.6	121.8	146.7	171.7	201.5
42.5°	71.8	72.5	72.9	73.5	74.2	76.6	86.9	105.7	126.9	153.6	180.3
45°	67.4	68.4	69.4	69.4	70.1	70.8	76.6	91.0	112.2	137.5	165.5
47.5°	63.6	64.6	65.3	65.7	66.4	67.0	70.1	80.0	100.6	123.5	152.5
50°	58.1	59.2	59.9	60.9	60.9	60.9	62.9	70.1	85.9	108.4	136.8
52.5°	53.7	54.4	55.4	56.1	56.4	56.8	57.8	61.9	73.9	95.1	121.8
55°	51.3	52.0	53.0	53.7	54.4	54.7	55.4	57.1	65.7	83.8	108.8
57.5°	48.2	49.3	50.6	51.3	52.0	52.3	52.7	53.4	59.2	72.9	93.4
60°	46.2	47.9	49.6	50.6	51.0	51.3	51.6	51.0	53.4	61.9	78.0
62.5°	43.8	45.5	46.9	48.2	48.6	48.9	49.3	48.2	47.9	52.0	60.9
65°	41.7	42.8	43.8	44.8	44.8	45.1	44.8	43.4	42.4	42.4	46.5
67.5°	39.0	39.7	40.7	41.0	41.0	41.0	40.7	40.4	38.6	38.0	38.6
70°	34.9	35.9	36.9	37.6	37.6	37.3	36.9	35.9	35.2	34.5	35.2
72.5°	31.1	32.5	32.8	33.2	32.8	32.8	32.8	32.2	32.5	32.5	32.8
75°	27.4	28.0	28.0	28.7	28.7	28.7	28.7	28.7	29.4	29.1	29.4
77.5°	23.3	23.6	24.3	24.3	24.3	24.6	25.3	25.3	26.0	26.3	26.3
80°	20.2	19.5	19.5	19.2	19.5	20.2	20.9	22.2	22.2	22.6	22.9
82.5°	16.1	14.7	14.0	14.7	14.7	15.0	16.4	17.8	17.8	18.8	19.2
85°	12.3	10.6	9.2	9.9	9.9	10.6	12.0	12.7	13.7	14.0	13.7
87.5°	7.2	6.2	4.1	3.4	4.1	5.1	5.5	6.2	5.1	5.8	6.2
90°	0.0	0.0	0.0	0.0	0.0	0.0	0.0	0.0	0.0	0.0	0.0



REPORT NUMBER: P141581

CATALOG NUMBER: EMM-E01-LED-E1-SLR-7050

**CANDELA DISTRIBUTION (continued):**

	220°	225°	230°	235°	240°	245°	250°	255°	260°	265°	270°
0°	348.9	348.9	348.9	348.9	348.9	348.9	348.9	348.9	348.9	348.9	348.9
2.5°	352.6	352.6	350.9	350.9	351.3	352.0	350.2	349.9	350.2	349.9	349.6
5°	361.9	360.8	360.5	359.8	359.5	360.2	358.5	358.5	358.1	357.4	356.4
7.5°	372.1	371.5	370.8	370.1	369.4	369.7	368.0	367.7	367.3	367.0	366.0
10°	381.7	380.7	380.0	378.3	376.9	375.6	372.1	371.1	370.1	369.4	369.1
12.5°	389.6	388.6	386.2	383.1	381.0	377.6	374.9	372.5	371.5	370.4	370.8
15°	397.1	395.1	392.0	388.2	386.2	382.7	380.7	379.7	379.0	378.3	379.0
17.5°	399.5	400.2	398.5	397.4	396.1	394.7	395.1	396.1	398.1	398.1	398.1
20°	395.1	402.6	407.4	411.1	414.2	416.3	416.6	417.6	420.0	421.0	426.2
22.5°	384.4	403.9	420.0	433.0	441.2	444.0	447.0	450.5	450.8	451.8	456.6
25°	374.5	402.9	426.9	447.4	466.5	479.9	487.4	494.2	496.0	497.3	497.3
27.5°	357.1	388.6	419.3	446.7	473.0	495.3	512.7	530.5	542.8	547.3	553.8
30°	338.6	371.8	403.6	438.1	471.7	502.8	534.3	563.0	583.2	598.2	610.2
32.5°	315.4	351.3	387.5	425.1	465.2	504.2	546.2	588.0	626.3	656.4	674.8
35°	291.1	328.7	366.3	407.7	452.9	500.1	553.8	609.2	660.5	709.4	751.5
37.5°	264.4	300.0	341.0	388.2	436.8	493.2	555.8	624.6	695.7	765.8	820.2
40°	234.0	268.5	308.2	357.8	416.6	480.2	554.8	636.5	725.8	813.0	900.6
42.5°	213.1	244.9	282.9	332.8	392.7	465.5	550.7	647.5	753.2	861.2	971.4
45°	197.4	228.5	265.8	313.6	374.5	451.1	549.3	659.8	781.9	905.7	1034.3
47.5°	183.7	215.8	251.7	298.9	357.8	438.1	546.2	670.0	805.8	939.9	1089.0
50°	170.3	203.2	240.1	287.7	345.5	424.1	539.4	679.3	828.4	975.5	1134.2
52.5°	155.6	188.1	227.8	276.4	337.6	415.2	532.2	686.8	850.3	1013.5	1181.0
55°	139.9	172.7	211.7	263.0	327.0	408.4	525.0	691.6	873.2	1047.7	1223.1
57.5°	122.8	155.6	193.6	245.9	314.0	399.2	517.2	691.3	890.0	1079.8	1268.6
60°	101.9	131.7	169.3	222.0	291.4	386.2	510.7	688.5	901.9	1108.2	1319.2
62.5°	77.6	103.0	137.5	186.8	258.9	361.2	493.6	676.9	903.3	1128.7	1361.3
65°	55.4	69.1	96.5	145.7	205.6	305.4	452.2	646.1	880.7	1114.0	1365.1
67.5°	42.4	49.9	63.3	92.7	145.7	232.6	381.0	577.0	810.6	1035.7	1302.1
70°	36.6	40.4	47.5	60.5	91.3	150.8	269.9	455.9	667.7	891.0	1118.5
72.5°	33.9	36.3	40.7	47.2	58.1	88.9	166.2	306.5	490.5	679.3	878.3
75°	31.1	33.5	36.9	41.0	46.5	59.5	90.6	180.3	302.7	448.8	590.4
77.5°	27.7	29.8	34.2	38.0	41.4	46.5	57.8	100.2	166.6	268.5	353.3
80°	23.3	25.3	28.7	34.5	38.0	41.4	45.1	61.6	92.0	138.9	181.3
82.5°	19.2	20.2	22.9	28.0	31.1	32.8	33.9	40.0	52.3	68.4	99.9
85°	13.3	13.3	15.4	18.1	20.5	19.2	19.5	20.5	27.0	38.0	76.6
87.5°	5.1	3.8	4.8	5.8	5.8	5.5	6.5	6.2	8.6	16.1	21.9
90°	0.0	0.0	0.0	0.0	0.0	0.0	0.0	0.0	0.0	0.0	0.0



REPORT NUMBER: P141581  
 CATALOG NUMBER: EMM-E01-LED-E1-SLR-7050

REPORT N  
 CATALOG

**CANDELA DISTRIBUTION (continued):**

**CANDELA**

	275°	280°	285°	290°	295°	300°	305°	310°	315°	320°	325°	
0°	348.9	348.9	348.9	348.9	348.9	348.9	348.9	348.9	348.9	348.9	348.9	0°
2.5°	349.6	349.6	349.2	348.9	348.5	348.5	347.8	348.9	348.5	348.9	349.2	2.5°
5°	356.7	356.1	355.4	354.7	354.7	354.0	353.0	352.6	351.3	350.9	349.9	5°
7.5°	367.0	367.0	367.0	366.3	365.0	363.2	361.2	359.8	356.1	353.3	350.2	7.5°
10°	369.7	370.4	370.8	371.1	369.7	369.4	367.0	364.3	359.8	355.7	351.6	10°
12.5°	370.8	372.1	372.5	372.8	371.8	371.1	368.7	367.0	363.2	359.1	357.1	12.5°
15°	380.3	382.7	385.5	385.1	388.2	384.8	382.7	383.1	379.0	374.5	373.2	15°
17.5°	405.0	406.0	411.8	412.2	416.9	418.3	414.9	411.1	408.7	406.0	400.2	17.5°
20°	431.6	439.2	441.2	451.5	456.3	458.7	459.0	459.0	454.6	442.6	437.8	20°
22.5°	460.7	472.0	484.3	490.8	500.7	502.1	507.2	504.2	500.7	491.5	480.6	22.5°
25°	507.6	514.1	525.0	541.4	546.2	556.1	554.1	558.5	551.0	534.9	528.4	25°
27.5°	559.9	571.2	586.6	602.0	608.8	619.8	612.9	619.8	607.5	603.0	587.3	27.5°
30°	617.0	632.4	659.8	678.9	693.0	700.5	696.0	692.3	688.9	680.6	679.6	30°
32.5°	687.1	705.6	731.6	756.6	781.2	806.9	813.0	818.5	831.1	806.2	781.9	32.5°
35°	773.7	787.7	816.8	845.5	879.4	911.5	964.5	977.9	960.8	931.0	892.0	35°
37.5°	858.2	890.0	919.0	953.3	978.6	1015.5	1039.1	1065.4	1051.1	1023.4	978.6	37.5°
40°	961.8	1004.9	1044.6	1086.6	1115.4	1144.1	1188.6	1217.3	1214.6	1180.0	1119.5	40°
42.5°	1056.9	1125.3	1191.0	1222.4	1260.7	1312.7	1345.6	1391.4	1394.5	1354.5	1277.5	42.5°
45°	1156.4	1236.1	1316.2	1378.1	1410.6	1474.9	1550.1	1600.0	1615.4	1539.2	1460.5	45°
47.5°	1234.4	1358.6	1466.0	1532.0	1592.5	1658.9	1755.7	1827.8	1821.7	1718.7	1614.7	47.5°
50°	1302.8	1460.8	1590.8	1699.6	1772.1	1848.7	1976.3	2062.5	2032.4	1901.4	1771.4	50°
52.5°	1364.7	1550.1	1710.9	1845.6	1930.1	2039.6	2200.7	2275.9	2190.4	2063.8	1903.1	52.5°
55°	1421.5	1630.8	1817.6	1979.7	2110.0	2251.3	2402.5	2454.1	2332.3	2176.0	2028.3	55°
57.5°	1473.8	1705.7	1915.7	2110.4	2285.1	2453.8	2585.4	2588.9	2436.0	2262.6	2121.6	57.5°
60°	1536.8	1774.5	2018.3	2245.8	2458.9	2634.0	2711.0	2686.7	2502.7	2327.2	2185.9	60°
62.5°	1597.6	1836.4	2102.1	2376.1	2633.0	2785.9	2801.3	2750.0	2548.5	2357.3	2234.2	62.5°
65°	1627.7	1883.6	2149.0	2458.9	2769.1	2876.5	2857.7	2777.3	2567.0	2361.8	2246.5	65°
67.5°	1583.6	1839.5	2104.2	2423.0	2768.4	2870.7	2822.1	2725.0	2522.2	2301.2	2189.4	67.5°
70°	1421.2	1669.1	1885.0	2184.9	2573.5	2674.4	2601.5	2505.4	2335.8	2119.6	2068.6	70°
72.5°	1195.8	1379.8	1560.4	1782.0	2048.4	2136.7	2040.6	2088.5	2044.7	1835.4	1788.8	72.5°
75°	897.5	1069.5	1140.0	1208.1	1392.1	1444.8	1407.8	1572.0	1616.8	1529.6	1410.9	75°
77.5°	587.3	767.9	780.9	782.2	857.5	958.4	1092.1	1262.8	1347.6	1308.3	1164.3	77.5°
80°	342.4	541.1	484.0	465.5	532.2	644.7	821.2	1035.0	1147.2	1155.4	1017.9	80°
82.5°	172.0	339.3	293.8	290.7	328.4	411.5	540.4	659.8	805.8	812.7	830.8	82.5°
85°	133.7	233.3	238.7	258.9	285.3	319.8	329.4	350.6	432.0	507.2	526.7	85°
87.5°	69.4	171.7	202.5	235.7	232.6	190.5	160.8	173.4	201.8	212.7	276.4	87.5°
90°	0.0	0.0	0.0	0.0	0.0	0.0	0.0	0.0	0.0	0.0	0.0	90°



NUMBER: P141581

NUMBER: EMM-E01-LED-E1-SLR-7050

**DISTRIBUTION (continued):**

330°	335°	340°	345°	350°	355°	360°
348.9	348.9	348.9	348.9	348.9	348.9	348.9
348.5	349.2	348.9	349.2	349.6	349.6	349.2
348.2	347.8	346.5	345.8	345.8	345.1	344.8
346.1	343.7	340.3	338.3	336.9	335.9	334.2
346.5	342.4	337.9	334.9	331.8	329.7	327.7
350.9	345.8	341.7	336.9	334.5	331.8	329.4
366.3	359.5	354.7	350.2	347.5	345.5	343.4
390.9	382.7	374.9	370.8	366.0	362.6	362.2
424.1	412.2	401.9	392.7	388.2	382.7	381.7
461.7	444.3	433.4	423.1	416.9	410.4	410.8
509.6	492.2	474.4	463.8	454.9	455.9	454.9
567.1	553.4	532.9	519.9	517.2	506.6	498.7
656.7	636.2	611.2	588.0	573.3	555.8	539.4
744.6	706.6	673.5	650.9	632.1	606.4	580.8
831.5	787.7	756.9	737.8	708.7	672.8	632.8
934.8	906.1	884.2	837.3	795.9	740.8	680.3
1083.9	1047.7	995.3	935.8	876.0	798.0	715.2
1232.4	1188.6	1115.4	1027.8	942.0	847.9	742.6
1393.5	1309.0	1213.5	1107.5	1001.8	885.2	761.4
1520.3	1415.0	1296.0	1168.7	1049.4	916.0	777.8
1650.0	1522.7	1373.3	1230.0	1092.5	940.9	794.2
1751.9	1610.0	1452.3	1285.7	1132.5	969.0	816.8
1853.8	1696.8	1523.1	1341.5	1182.1	1008.0	850.6
1938.7	1775.5	1591.5	1402.3	1239.5	1060.0	906.1
2050.5	1886.0	1671.9	1474.5	1304.5	1130.8	976.2
2156.9	2015.6	1783.7	1559.3	1383.9	1210.8	1055.9
2227.0	2162.0	1898.3	1644.5	1458.4	1285.7	1126.0
2228.4	2255.0	2019.0	1713.6	1528.2	1367.1	1183.4
2174.7	2268.0	2044.7	1719.8	1561.4	1403.4	1213.5
1988.9	2108.0	1891.1	1598.3	1499.8	1375.0	1180.4
1538.5	1624.7	1512.5	1354.8	1358.2	1285.4	1050.4
1065.1	1146.5	1052.1	1018.6	1093.5	1052.8	784.3
806.9	701.9	664.9	682.7	776.1	771.6	493.2
718.6	531.2	440.5	462.4	547.9	500.4	274.7
589.3	529.8	442.9	400.5	417.6	341.7	187.8
339.3	387.5	315.7	297.6	258.9	153.9	76.3
0.0	0.0	0.0	0.0	0.0	0.0	0.0

(END OF REPORT)